Equestrian Australia Equipment Annex

In conjunction with Section 2 of the Equestrian Australia Dressage Rules updated in January 2016 (found here), the Australian Dressage Committee seeks to provide the following information for clarification of permitted equipment for official competition. This document is not intended to imply approval if the target item of equipment is not listed. The Dressage Rules provide clear guidelines as to the equipment permitted. Wherever possible, the ADC is guided by rulings from the FEI Equipment Committee.

For additional equipment queries, please do not hesitate to fill in the query application form (found here) or for information please do not hesitate to contact the Equestrian Australia National office.
This document will be updated along with the questions received from FEI Officials, SDAs etc

Version 11 – Last Update: 24th May 2016

BRIDLES	STATUS
Micklem bridle with clips	**NOT** Permitted
Anatomical Bridle	Permitted

St Zaum Noseband (Combined noseband) permitted. 2.19 .5 – only with snaffles Michlem bridle 2.19.6	Permitted
Drop Noseband with Chin and Jaw Strap (Tota Comfort system)	Permitted Updated 10/03/2016
Double Cavesson Noseband. (updated April 2015)	**NOT** Permitted

Added Padding on bridle 	**NOT** Permitted
Blinkers of any type, including wool padding on cheek piece	**NOT** Permitted

BITS	STATUS
Bits with wings at corners of mouth including: Stubben Golden Wings snaffle	**NOT** permitted
Bits with wings at corners of mouth including: Herm Sprenger KK type 2 bit	**NOT** permitted
Sprenger flex control single jointed bit	Permitted
Bits with any sort of tongue plate, including “Winning” or “WTP” bits.	**NOT** permitted

Loose Ring Control Plate Bit. 	**NOT** permitted
Ring type is not permissible, even though it is straight between the rings 	**NOT** permitted Updated 10/02/2015
Baucher bit – must have straight line between rings - as in 2.18. 7 Permitted  **NOT** Permitted – Only one joint between rings is permitted	Updated 24/05/16
Forward tilted bits are permitted but not with hanging cheeks (as below) and must have either one or two joints (<u>centrepiece must move</u>) and can have fixed or loose rings 	**NOT** permitted Updated 10/02/2015

Snaffle bits with a port where this is not a straight line between the rings and has no central moveable joint	**NOT** permitted
Myler MB32 & Myler MB03 as long as the centre piece moves & does not have hanging cheeks	Permitted
PZ Eggbutt Snaffle – as long as the centre piece moves & does not have hanging cheeks	Permitted
Neue Schule Verbindend – as long as the centre piece moves & does not have hanging cheeks	Permitted
Snaffle bit with a port but with a straight line between the rings	Permitted Updated 10/02/2015
Snaffle bits with twists in the centre piece; Including Waterford snaffles; Dual link mouth pieces strictly forbidden	**NOT** permitted

Robart Pinchless snaffle - Updated 21/4/15. 	Permitted
Rotary Curb Bit 	**NOT** permitted
Weymouth Bit with Tilted Mouthpiece 	Permitted
Bits with a gag action 	**NOT** permitted Updated 10/02/2015
Permitted Not Permitted Not Permitted Not Permitted 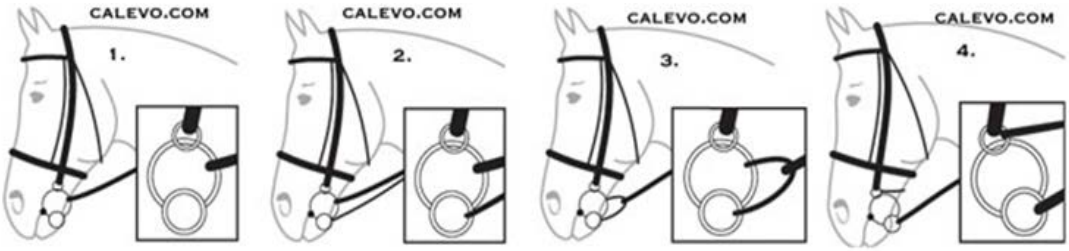	

Bits with interferences on the side; 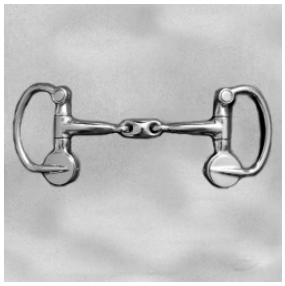	**NOT** Permitted
Wired Straight Snaffle 	**NOT** permitted
Beris Mullen Eggbutt Snaffle Bit. Soft, Medium & Hard/firm. 	**NOT** Permitted Updated 16/05/2016

COMPETITION WEAR	STATUS
Competition Riding Jackets Black Navy Blue Brown Light Blue Red	Updated 10/03/16
Competition Helmets Black & Navy – Permitted Silver & Gold – **NOT** Permitted	Updated 10/03/16

SPURS	STATUS
Only spurs with a **rowel** in the vertical plane are permitted. Note that rowelled spurs are NOT permitted in FEI sanctioned events for ponies Swan neck spurs are permitted as long as the shank is straight	Permitted
Spurs with rowels in the horizontal are not permitted	**NOT** Permitted Updated 10/02/2015
Spurs with side rowels (this example also has illegally orientated central rowel)	**NOT** Permitted
SmartClix Spurs are permitted assuming rowel is in the correct plane	Permitted
Soft Touch Spurs Note that the rolling ***BALL*** below is in the horizontal plane but is permitted since it a “roll” and not a “rowel”.	Permitted Updated 10/02/2015

Shank of spurs must be straight Shank may not bend towards the horse	**NOT** permitted
Spursuader spurs 	**NOT** permitted
Hard Plastic Spurs 	Permitted

HORSE BOOTS (not permitted in competition)	**STATUS**
Any boot or bandage that covers part of the hoof is strictly forbidden	**NOT** permitted
this ruling includes “Glu Shu’s” or any covering of the hoof	**NOT** permitted
Hoof boots not allowed in competition but can be worn in warm up	**NOT** permitted
Nail On Shoes	**NOT** permitted Updated 16/05/16

RIDING BOOTS		STATUS
	Not permitted due to conflict with colour requirement and style	**NOT** permitted

RIDING BOOTS (Competition)		STATUS
	Do not satisfy the restrictions regarding colour	**NOT** permitted
Full length laced boots not permitted		**NOT** permitted

STIRRUPS	STATUS
 “On Tyte” Magnetic stirrups are not permitted	**NOT** permitted
Safety Stirrups are allowed	Permitted Updated 10/02/2015
“K’vall” stirrups	**NOT** permitted

OTHER	STATUS
Bonnets – permitted indoors and out for the purpose of excluding insects. Bonnets including sound negating inserts are now permitted. 	Updated 10/03/2016