




DARWIN DRESSAGE CLUB

ABN 30 285 496 048



DRESSAGE COMPETITOR STARTER KIT 101

For those new to the sport of Dressage the following is a guide only to help you with the requirements for **compulsory** competition Dress, Saddlery and Equipment, for levels Preparatory to Advanced. They have also been written with the Territory's hot weather conditions in mind. Please refer to the EA National Dressage Rules in particular Section 5 – Dress, Saddlery and Equipment for the full listing of rules. Please note that the EA National Dressage Rule book is subject to change and therefore the rule book will override this document.

IMPORTANT	If dress, saddlery or equipment is not permitted, wearing such items will entail elimination. The wearing of incorrect attire for the appropriate level will incur a penalty of -2 points for each judge. (5.1)
R I D E R	
Caller	Callers are permitted at competitions, unless stated in the event schedule not allowed i.e. Championships.
Footwear	Boots with heavily indented soles are not permitted. Permitted footwear: <ul style="list-style-type: none"> - Short boots (black, brown or same colour as coat) - Short boots with matching coloured gaiters. Gaiters may only be worn with short boots which have heels. The exposed side of the gaiter must be full grain leather. Suede on the exposed side of the gaiter is not permitted - Long boots (black, brown or same colour as coat) (5.3 & 5.4)
Gloves	Gloves are compulsory, white is preferred or a dark colour to match coat.
Helmets	Any person mounted on a horse must wear an approved safety helmet with the retaining harness secured and fastened. Failure to have the harness fastened will entail elimination. (5.2 a.) Protective headgear must conform with one of the current approved safety standards outlined below: <ul style="list-style-type: none"> - Current Australian standard AS/NZS 3838 (2006 onwards) provided they are SAI Global marked - New Australian standard ARB HS 2012 provided they are SAI Global marked - Current American standards ASTM F1163 (2004a or 04a onwards) provided they are SEI marked, or SNELL E2001 - Current British standard PAS 015 (1998 or 2011) provided they are BSI Kitemarked - Interim European standard VG1 (01.040: 2014-12) with or without BSI Kitemark <div style="display: flex; justify-content: space-around; align-items: center;"> <div style="text-align: center;">  BSI Kitemarked </div> <div style="text-align: center;">  SAI Global marked </div> <div style="text-align: center;">  SEI marked </div> </div> (5.2)

Jackets and Coats	<p>A jacket or coat must be short, may be double breasted. Cutaway coats/mini tails are permitted providing they are cut straight across the back.</p> <p>Tweed short coats are acceptable.</p> <p>The colour of the jacket or coat should be a dark colour. Bright colours such as red, orange, pink, yellow, lime green, purple and wide contrast stripes and multi-coloured jackets and coats are not permitted.</p> <p>Wearing a jacket or coat is optional in the NT due to hot weather conditions. This is at the rider's discretion. (5.8)</p>
Jodhpurs / Breeches	<p>White, off-white, light canary or beige jodhpurs or breeches are permitted (5.1.1 a)</p>
Shirts	<p>Shirts should be white, cream or a pale colour. The collar must be either a ratcatcher or business-style collar. If the latter, then a tie must be worn. The shirt may be long sleeved, short sleeved, capped sleeved or sleeveless. (5.7)</p>
Spurs	<p>Spurs are optional.</p> <p>However, if worn must be smooth metal. Shank must point directly back from the centre of the spur when on the boot. They also must be a pair.</p> <p>Pony riders, regardless of rider's age, spurs must be no longer than 4cm. Length of the spur is measured from the boot to the tip of the spur.</p>
Stocks and Ties	<p>Stocks and ties should be white, off white or same colour as the coat or jacket, or pale colour. Piping trim is permitted. (5.7)</p>
Whip	<p>Whips are optional.</p> <p>However, if used maximum length for horses is 1.20m and maximum length for ponies is 1.00m</p>
H O R S E	
Horse Identification Numbers (Bridle Number)	<p>One on each side of the bridle or saddlecloth is required and must be clearly visible. If you don't have a bridle number for your horse, DDC will allocate you one.</p>
Bits	<p>Refer to EA National Dressage Rule 5.20 commencing on page 66 for a list of permitted bits.</p>
Bridle	<p>Black or Brown only. Padding is permitted under bridles and must be discreet and applied to the underside of the bridle only. A snaffle bridle is compulsory for Preparatory to Elementary. A Double Bridle is optional for Medium and above.</p>
Nosebands	<p>Black or Brown only. Cavesson, Dropped Flash or Crossed permitted.</p> <p>Refer to EA National Dressage Rule 5.21 commencing on page 70 for a list of permitted nosebands.</p>
Plaiting	<p>Plaiting is optional. Though not compulsory, it is preferred by many competitors.</p>
Saddles	<p>A fully-mounted dressage type saddle (including all-purpose) of traditional or treeless construction is compulsory and may be used with or without a saddlecloth.</p> <p>All parts of the saddle to be black or brown only. Coloured piping on the seat of the saddle is permitted.</p>

	Western, Stock or Swinging Fender saddles (or the like) are not permitted and will entail elimination.
Saddlecloths	Saddlecloths may be square or shaped. White is preferred but other conservative colours are permitted.
Stirrups	Safety stirrups and enhancements, including toe stoppers are permitted. Lock in stirrups, stirrup tie downs and magnetised stirrups are not permitted.
Other	Refer to EA National Dressage Rule 5.12 for table of equipment permitted/not permitted commencing on page 59